


# ECONOMY WINDOW LOCKS




**METLOCK**



**TRANSOM LOCK**



**LOCKING WINDOW CATCH**



**STAYLOCK**

The **ERA Metlock** utilises a high tensile steel bolt to prevent the handle from moving. The steel construction is operated by a standard key and is suitable for most cockspur handles on metal windows.

The **ERA Transom Lock** clamps the window stay to the fixed peg on metal transom windows. It is fully removable to allow normal window opening.

The **ERA Locking Window Catch** is manufactured from steel and brass to hold the window tight against the frame, by a threaded peg and key-operated locknut. It is suitable for most types of windows and small doors. Wedged packing plates are included for tapered frames.

The **ERA Staylock** is suitable for most stays, with or without holes for through-pegs. It fits most wooden casement windows and is fitted with a tamper resistant spring loaded locking system, operated by key.

## ORDERING DETAILS

### Metlock - Standard Key

White - 2 per card	<b>829-12</b>
--------------------	---------------

### Transom Lock - Standard Key

White	<b>825-12</b>
-------	---------------

Spare key for Transom Lock	<b>580-56</b>
----------------------------	---------------

### Locking Window Catch - Standard Key

Satin	<b>828-52</b>
-------	---------------

Satin - 4 per card	<b>828-53</b>
--------------------	---------------

### Staylock - Standard Key

Brass - 2 per card	<b>820-32</b>
--------------------	---------------

Satin - 2 per card	<b>820-52</b>
--------------------	---------------

Satin - 6 per card	<b>820-53</b>
--------------------	---------------

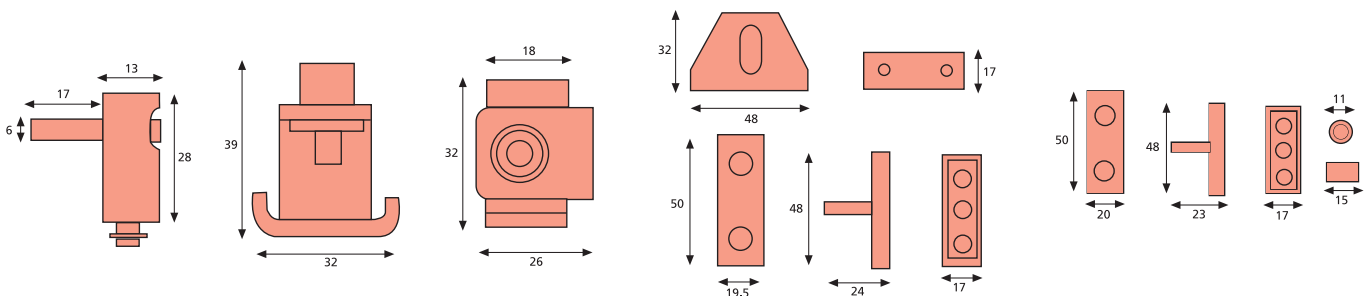
Spare key for Staylock	<b>580-56</b>
------------------------	---------------

Metlock

Transom Lock

Locking Window Catch

Staylock



All dimensions in mm